

### NEW NUMBERING SYSTEM

FIRST THREE DIGITS		FOURTH DIGIT			FIFTH DIGIT			SIXTH DIGIT		
Pump Model		Hose Length			Dolly			Filter Regulator Combo with Gauge		
		Enter	Receive		Enter	Receive	Container Size	Enter	Receive	
301	35 lb pail unit, 55:1 PM3 pump w/handle, pail cover, follower plate, 1/4" x 7' hose, Z swivel, control handle	0	877000	7' x 1/4"	0	No dolly		0	No regulator	
303	120 lb keg unit, 55:1 PM3 pump, keg cover, follower plate, 1/4" x 7' hose, Z swivel, control handle	1	872000	10' x 1/4"	1	1301	35 & 120 lb	1	955	1/4" for portable
305	400 lb drum unit, 55:1 PM3 pump, drum cover, follower plate, 1/4" x 7' hose, Z swivel, control handle	2	873000	15' x 1/4"	2	1302	35 lb	2	957	3/8" for portable
333	120 lb keg unit, 55:1 PM3+3 pump, keg cover, follower plate, 1/4" x 7' hose, Z swivel, control handle	3	874000	20' x 1/4"	3	1303	120 lb			
335	400 lb drum unit, 55:1 PM3+3 pump, drum cover, follower plate, 1/4" x 7' hose, Z swivel, control handle				4	1304	120 lb			
					5	1306	400 lb			
					6	1307	400 lb			
					7	1312	120 lb			


### PORTABLE CARTS AND DOLLIES



Model 1302



Model 1304



Model 1306



Model 1307

#### Model 1301

2 wheel dolly - for 35 and 50 lb. pails and 120 lb. keg

#### Model 1302

Band type dolly for 35 lb. pail

#### Model 1303

4 wheel cart - for 120 lb. keg

#### Model 1304

Band type dolly for 120 lb. keg

#### Model 1305

Heavy duty 3 wheel platform truck for 400 lb. drum. Swivel wheel with locking brake.

#### Model 1306

X-frame type dolly for 400 lb. drum

#### Model 1307


3 wheel truck for 400 lb. drum.


#### Model 1312


Deluxe portable base for 120 lb. keg


#### Model 1399 (not shown)


Mounting Plate required to mount hose reel to model 1305 truck

ORDER THIS MODEL NUMBER		RECEIVE THESE ITEMS						
 <p><b>PM3 35 lb Pail Packages</b></p>	Model Number	Pump Model	Follower Plate	Hose Length	Z Swivel	Control Handle	Dolly	Filter Regulator
	301000	301	962	7'	1105	1113	None	None
	301011	301	962	7'	1105	1113	1301	1/4"
	301021	301	962	7'	1105	1113	1302	1/4"
	301111	301	962	10'	1105	1113	1301	1/4"
	301121	301	962	10'	1105	1113	1302	1/4"
	301211	301	962	15'	1105	1113	1301	1/4"
	301221	301	962	15'	1105	1113	1302	1/4"
	301311	301	962	20'	1105	1113	1301	1/4"
	301321	301	962	20'	1105	1113	1302	1/4"

ORDER THIS MODEL NUMBER		RECEIVE THESE ITEMS						
 <p><b>PM3 400 lb drum packages</b></p>	Model Number	Pump Model	Follower Plate	Hose Length	Z Swivel	Control Handle	Dolly	Filter Regulator
	305000	305	966	7'	1105	1113	None	None
	305051	305	966	7'	1105	1113	1306	1/4"
	305061	305	966	7'	1105	1113	1307	1/4"
	305151	305	966	10'	1105	1113	1306	1/4"
	305161	305	966	10'	1105	1113	1307	1/4"
	305251	305	966	15'	1105	1113	1306	1/4"
	305261	305	966	15'	1105	1113	1307	1/4"
	305351	305	966	20'	1105	1113	1306	1/4"
	305361	305	966	20'	1105	1113	1307	1/4"

ORDER THIS MODEL NUMBER		RECEIVE THESE ITEMS						
 <p><b>PM3+400 lb drum packages</b></p>	Model Number	Pump Model	Follower Plate	Hose Length	Z Swivel	Control Handle	Dolly	Filter Regulator
	335000	335	966	7'	1105	1113	None	None
	335052	335	966	7'	1105	1113	1306	1/4"
	335062	335	966	7'	1105	1113	1307	1/4"
	335152	335	966	10'	1105	1113	1306	1/4"
	335162	335	966	10'	1105	1113	1307	1/4"
	335252	335	966	15'	1105	1113	1306	1/4"
	335262	335	966	15'	1105	1113	1307	1/4"
	335352	335	966	20'	1105	1113	1306	1/4"
	335362	335	966	20'	1105	1113	1307	1/4"
311002	55 lb drum unit on 1305 3 wheel heavy duty cart with 1399 reel mounting plate, 55:1 PM3+3 pump, drum cover, follower plate, 1/4" x 40' hose reel, Z swivel, control handle, 1/4" filter regulator combo with auto drain							

ORDER THIS MODEL NUMBER	RECEIVE THESE ITEMS							
 <p><b>PM3 120 lb keg packages</b></p>	Model Number	Pump Model	Follower Plate	Hose Length	Z Swivel	Control Handle	Dolly	Filter Regulator
	303000	303	964	7'	1105	1113	None	None
	303011	303	964	7'	1105	1113	1301	1/4"
	303031	303	964	7'	1105	1113	1303	1/4"
	303041	303	964	7'	1105	1113	1304	1/4"
	303071	303	964	7'	1105	1113	1312	1/4"
	303111	303	964	10'	1105	1113	1301	1/4"
	303131	303	964	10'	1105	1113	1303	1/4"
	303141	303	964	10'	1105	1113	1304	1/4"
	303171	303	964	10'	1105	1113	1312	1/4"
	303211	303	964	15'	1105	1113	1301	1/4"
	303231	303	964	15'	1105	1113	1303	1/4"
	303241	303	964	15'	1105	1113	1304	1/4"
	303271	303	964	15'	1105	1113	1312	1/4"
	303311	303	964	20'	1105	1113	1301	1/4"
	303331	303	964	20'	1105	1113	1303	1/4"
303341	303	964	20'	1105	1113	1304	1/4"	
303371	303	964	20'	1105	1113	1312	1/4"	

ORDER THIS MODEL NUMBER	RECEIVE THESE ITEMS							
 <p><b>PM3+3 120 lb keg packages</b></p>	Model Number	Pump Model	Follower Plate	Hose Length	Z Swivel	Control Handle	Dolly	Filter Regulator
	333000	333	964	7'	1105	1113	None	None
	333012	333	964	7'	1105	1113	1301	1/4"
	333032	333	964	7'	1105	1113	1303	1/4"
	333042	333	964	7'	1105	1113	1304	1/4"
	333072	333	964	7'	1105	1113	1312	1/4"
	333112	333	964	10'	1105	1113	1301	1/4"
	333132	333	964	10'	1105	1113	1303	1/4"
	333142	333	964	10'	1105	1113	1304	1/4"
	333172	333	964	10'	1105	1113	1312	1/4"
	333212	333	964	15'	1105	1113	1301	1/4"
	333232	333	964	15'	1105	1113	1303	1/4"
	333242	333	964	15'	1105	1113	1304	1/4"
	333272	333	964	15'	1105	1113	1312	1/4"
	333312	333	964	20'	1105	1113	1301	1/4"
	333332	333	964	20'	1105	1113	1303	1/4"
333342	333	964	20'	1105	1113	1304	1/4"	
333372	333	964	20'	1105	1113	1312	1/4"	

#### HEAVY DUTY ORIGINAL CONTAINER UNITS



**Model 1984**

Heavy duty hand operated high pressure (5,000 PSI) grease pump unit. Fits 35 lb. pail. Complete with pump, cover, 5' hose, pipe with coupler, carry handle and follower plate.

**Model 1994 (Not Shown)**

Heavy duty hand operated high pressure (5,000 PSI) grease pump unit. Fits 120 lb. drum. Complete with pump, drum cover, 5' hose, pipe with coupler, and follower plate.



**Model 1988**

Heavy duty hand operated filler pump unit. Fits 35 lb. pail. Complete with pump, cover, filler valve, dust cap and follower plate.



**Model 1991**

Heavy duty hand operated bearing packer fits 35 lb. pail. Complete with pump, cover, packer, dust cap and follower plate.

**Model 1992(Not Shown)**

Heavy duty hand operated bearing packer fits 120 pound keg. Complete with pump, cover, packer, dust cap and follower plate.

#### HEAVY DUTY SELF CONTAINED UNITS



**Model 1996**

High pressure 6,000 PSI lever action grease pump. Oval shaped 4 1/2 gallon steel container with foot rest. Includes 7' grease hose and hydraulic coupler. Adjustable pressure and volume.

#### SPECIAL DISPENSER



**Model 1999**

High pressure 7,000 PSI, foot operated grease pump, spring loaded for heavier greases. Cast iron pump body and precision finished pump mechanism with spring follower plate. Includes air bleeder valve, 7' grease hose, hydraulic coupler and 2 1/2 lb. steel container.

**PORTABLE 16 GALLON PACKAGES**



**201 000**

**All Models include:**

- Model 206: PumpMaster 2 3:1 ratio oil pump with cover mounting adapter
- Model 1956: 3/4" NPTF x 1/2" NPTF adapter
- Model 846: 5' x 1/2" medium pressure dispense hose
- Model 930: Quick coupler
- Model 931: Quick connector nipple
- Model 955: Air filter/regulator combo unit (not shown)
- Model 1303: Four wheel band dolly for 16 gallon keg (not shown)

**Open Top Keg Models**

- Model 201 000** - for gear oil with 2163 digital meter and 1936 keg cover.
- Model 203 000** - for ATF with 2165 digital meter and 1936 keg cover.
- Model 205 000** - for oils with 2161 digital meter and 1936 keg cover.

**Bung Top Keg Models**

- Model 201 001** - for gear oil with 2163 digital meter.
- Model 203 001** - for ATF with 2165 digital meter.
- Model 205 001** - for oils with 2161 digital meter.

**PORTABLE 55 GALLON BUNG MOUNT PACKAGE**



**Model 209 portable 55 gallon bung mount package includes:**

- Model 208: PumpMaster 2 3:1 ratio oil pump with bung mounting adapter
- Model 1956: 3/4" NPTF x 1/2" NPTF adapter
- Model 846: 5' x 1/2" medium pressure dispense hose
- Model 930: Quick coupler
- Model 931: Quick connector nipple
- Model 955: Air filter/regulator combo unit (not shown)
- Model 1307: Three wheel cart (not shown)
- Model 2161: Digital metered control handle with rigid spout

**SPECIAL PUMPMaster-2 MOBILE FLUID CADDY FOR 55 GAL. DRUM**



**Model 211 fluid caddy includes:**

- Model 208: PumpMaster 2 3:1 ratio oil pump with bung mounting adapter
- Model 1956: 3/4" NPTF x 1/2" NPTF adapter
- Model 846: 5' x 1/2" medium pressure dispense hose
- Model 930: Quick coupler
- Model 931: Quick connector nipple
- Model 955: Air filter/regulator combo unit (not shown)
- Model 1305: Heavy duty 3 wheel platform truck.
- Model 1428: ReelMaster H.D. hose reel 30' x 1/2" med. pressure hose.
- Model 1399: Reel Mounting Plate
- Model 2161: Digital metered control handle with rigid spout

**Model 211-A (Not Shown)**

Same as Model 211, except includes deluxe drum cover for 55 gal. open type drum.

#### STANDARD DUTY



##### Model 1011 (Shown with model 1304 band dolly - order extra)

Standard duty hand operated, non-metered, multi-fluid dispenser for 16 gal. open top drum. Includes:

- Model 1000: Hand operated pump with cover mounting adapter.
- Model 1936: Deluxe drum cover for 16 gal. drum.
- Model 731210: 5' fluid hose assembly with curved nozzle.

##### Model 1013 (Not Shown)

Same as Model 1011 except, less Model 1936 drum cover (includes bung bushing).

#### EXTRA HEAVY DUTY - GEAR LUBE AND ATF



1081

##### Model 1081

Extra heavy duty hand operated metered gear lube unit for 16 gal. open top drum. Adjustable volume and pressure. Includes:

- Model 1008: Hand operated pump with cover mounting adapter.
- Model 1936: Deluxe drum cover for 16 gal. drum.
- Model 731310: 5' fluid hose assembly with shut off valve.
- Model 1136: Curved outlet nozzle.
- Model 2102: Electronic meter.

**Model 1082 (Not shown)** Same as 1081 except, less model 2102 meter.

##### Model 1082

Extra heavy duty hand operated metered ATF unit for 16 gal. open top drum. Adjustable volume and pressure. Includes:

- Model 1008: Hand operated pump with cover mounting adapter.
- Model 1936: Deluxe drum cover for 16 gal. drum.
- Model 731310: 5' fluid hose assembly with shut off valve.
- Model 1135: Flex hose outlet.
- Model 2100: Electronic meter.

**Model 1084 (Not shown)** Same as 1082 except, less model 2100 meter

#### HEAVY DUTY - GEAR LUBE AND ATF



1022

##### Model 1021

H.D. 2:1 ratio hand operated metered gear lube unit for 16 gal. open top drum. Includes:

- Model 1000: Hand operated pump with cover mounting adapter.
- Model 1936: Deluxe drum cover for 16 gal. drum.
- Model 731310: 5' fluid hose assembly with shut off valve.
- Model 1136: Curved outlet nozzle.
- Model 2102: Electronic meter.

**Model 1023 (Not shown)** Same as 1021 except, less model 2102 meter

##### Model 1022

H.D. 2:1 ratio hand operated metered ATF unit for 16 gal. open top drum. Includes:

- Model 1000: Hand operated pump with cover mounting adapter.
- Model 1936: Deluxe drum cover for 16 gal. drum.
- Model 731310: 5' fluid hose assembly with shut off valve.
- Model 1135: Flex hose outlet.
- Model 2100: Electronic meter.

**Model 1024 (Not shown)** Same as 1022 except, less model 2100 meter.

#### PRESSURIZED DISPENSERS



1327

#### Model 1327

Portable air pressurized unit for gear oils and other fluids. No hand pumping required. Ideal for remote services, on the job site, outside the garage, or anywhere an air supply is unavailable. ASME type 20 gallon tank with sight gauge and quick connect air coupler. 5' clear visible dispensing hose. 2162 electronic metered fluid control handle with model 1128 one does all outlet.



1322

#### Model 1322

Same as 1327 except 6 1/2 gallon tank size.



1320

#### Model 1320

Same as 1322 except with non-metered gear lube handle.

#### SELF CONTAINED DISPENSERS



3124

#### Model 3124

Hand operated deluxe 18 gallon portable dispenser with in-line electronic meter.



3126

#### Model 3126

Air operated deluxe 18 gallon portable dispenser with PumpMaster 2 3:1 ratio pump and 2162 digital metered handle.

#### HAND-OPERATED GEAR OIL PUMPS



1986

#### Model 1986

Heavy duty hand operated gear lube pump unit. Fits 5 gallon pail. Complete with pump, cover, 5' hose, curved pipe with anti-drip tip.



1995

#### Model 1995

Lever action oil pump. Oval shaped 4 1/2 gallon steel container with foot rest. Solid construction. Includes 5' oil hose and curved nozzle.